



Anne Arundel County Business Patterns

July 25, 2025

Anne Arundel Economic Development Corporation

2660 Riva Road, 2nd Floor

Annapolis, MD 21401

(This page is intentionally left blank.)

Executive Summary

In June of 2025, the U.S. Census Bureau released its annual County Business Patterns (CBP) zip code-level by industry economic data. This data series covers most North American Industry Classification System (NAICS) industries (with employees), excluding only agriculture (crop and animal production), rail transportation, Postal Service, sole-proprietorships, public administration, and most establishments reporting government employees. The full release of this data is made available approximately 16 months after the reference year, the most recent of which is 2023. Establishment and employment numbers are from the week of March 12th of 2023.

For this report, Anne Arundel Economic Development Corporation (AAEDC) presented the Census Bureau's establishment numbers by the number of employees and by NAICS industry sectors for Anne Arundel County as a whole. We then looked at the five-year trend for both the number of establishments and the number of employees per industry sector.

Next, we used the zip code-level CBP data to analyze the concentrations of establishments and employees by towns in the County (based on 5-digit Zip Codes) and then presented a breakdown of the number of establishments by industry for each of those towns. Because employment by industry was not available at the zip code-level, establishment and employee data for those zip codes that cross county boundaries were not included in the zip code-level data sets but were included in the countywide numbers.

Broadly, this CBP data is useful for benchmarking and studying the change over time in the number of establishments and employees in a given industry within Anne Arundel County. From a practical standpoint, it is useful to businesses for examining markets and by government for analyzing economic changes over time for administration and planning purposes. At the state and local government level, this data can be used to assess small areas and aid in the development of fiscal policies as well as planning for the future. Noise infusion is added by the Census Bureau to prevent individual businesses from being identified.

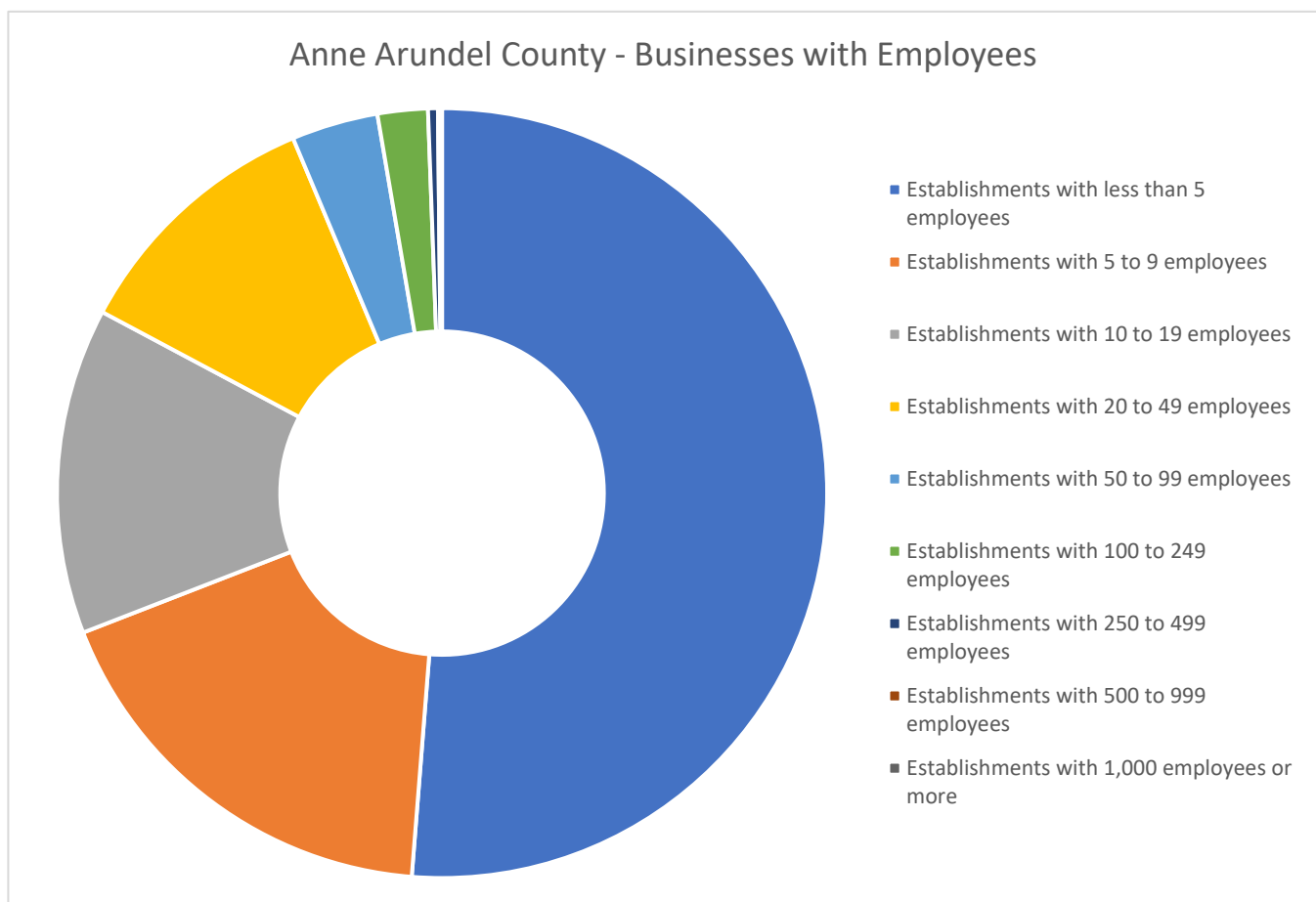
Examining the data the County Business Patterns provides for Anne Arundel County, most businesses with employees are small businesses. There are 12,186 establishments with fewer than 20 employees, accounting for 83% of the total employer establishments in the county. The number of establishments with fewer than 50 employees accounts for 94% of the total employer establishments. In addition, the most recent release of non-employer business data puts the number of businesses without employees (such as sole proprietors) at 52,749. Overall, 96.3% of all businesses in Anne Arundel County are small businesses with fewer than 20 employees.

The top three sectors by number of employer establishments in Anne Arundel County are Professional, Scientific, and Technical Services; Retail Trade; and Construction, whereas the top three sectors by employment are Accommodation and Food Services; Retail Trade; and Professional, Scientific, and Technical Services. Examining the last five years of data available (2019-2023), we have seen continued growth in the total number of employer establishments in Anne Arundel County. In 2023, losses in the Finance and Insurance; Transportation and Warehousing; and Administrative and Support industry sectors have been counter-balanced by growth in the Health Care and Social Assistance; Other Services; Construction; Professional, Scientific, and Technical Services; Retail Trade; and Accommodation and Food Services industry sectors. That said, in 2023, growth in total employment for all sectors combined had not reached the early 2020 peak in employment just prior to the impacts of the COVID-19 pandemic.

Annapolis, Glen Burnie, Pasadena, and Hanover are the top four concentrations of employer establishments in Anne Arundel County.

Anne Arundel County Business Statistics

	Number of Establishments	Number of Employees
All establishments	14,718	245,664
Establishments with less than 5 employees	7,544	
Establishments with 5 to 9 employees	2,626	
Establishments with 10 to 19 employees	2,016	
Establishments with 20 to 49 employees	1,601	
Establishments with 50 to 99 employees	535	
Establishments with 100 to 249 employees	310	
Establishments with 250 to 499 employees	61	
Establishments with 500 to 999 employees	16	
Establishments with 1,000 employees or more	9	



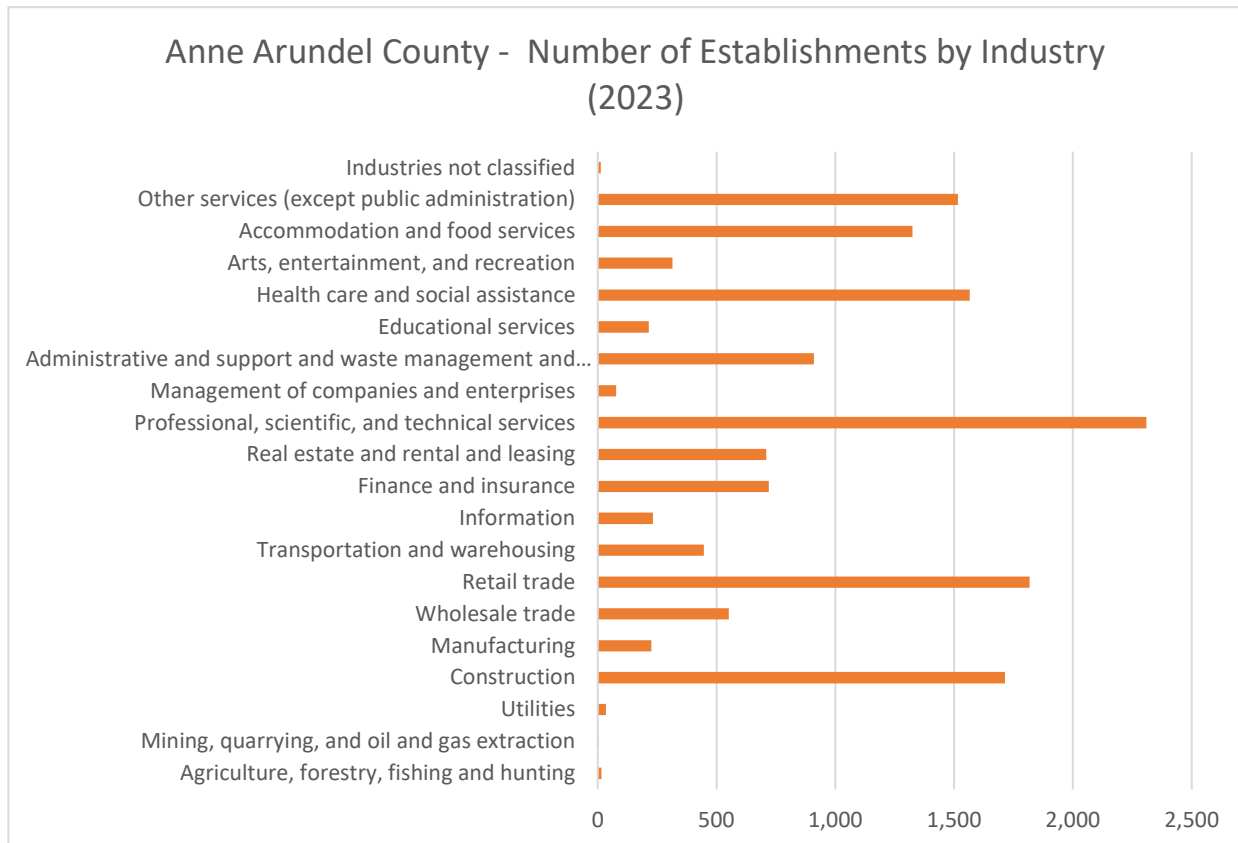
Non-Employer Establishments	52,749
-----------------------------	--------

Total Number of Businesses	67,467
-----------------------------------	---------------

Source: US Census Bureau, 2023 County Business Patterns; 2023 Nonemployer Statistics (NES)

Anne Arundel County Business Statistics by Industry

	Number of Establishments	Number of Employees
Agriculture, forestry, fishing and hunting	15	59
Mining, quarrying, and oil and gas extraction	3	5
Utilities	35	790
Construction	1,714	20,912
Manufacturing	226	15,859
Wholesale trade	552	8,897
Retail trade	1,818	31,070
Transportation and warehousing	446	18,699
Information	233	3,271
Finance and insurance	720	6,615
Real estate and rental and leasing	709	4,332
Professional, scientific, and technical services	2,309	30,528
Management of companies and enterprises	78	4,073
Administrative and support and waste management and remediation services	910	18,751
Educational services	215	3,976
Health care and social assistance	1,566	30,030
Arts, entertainment, and recreation	315	4,526
Accommodation and food services	1,325	32,136
Other services (except public administration)	1,516	11,083
Industries not classified	13	52



Anne Arundel County Number of Establishments

NAICS Industry Sectors	2019	2020	2021	2022	2023	2019- 2020 (+/-)	2020- 2021 (+/-)	2021- 2022 (+/-)	2022- 2023 (+/-)
Agriculture, forestry, fishing and hunting	12	11	11	13	15	-1	0	2	2
Mining, quarrying, and oil and gas extraction*	0	3	3	2	3	3	0	-1	1
Utilities	24	28	33	37	35	4	5	4	-2
Construction	1,626	1,624	1,659	1,689	1,714	-2	35	30	25
Manufacturing	254	243	241	227	226	-11	-2	-14	-1
Wholesale trade	575	579	579	550	552	4	0	-29	2
Retail trade	1,897	1,862	1,797	1,788	1,818	-35	-65	-9	30
Transportation and warehousing	400	420	455	475	446	20	35	20	-29
Information	255	256	251	233	233	1	-5	-18	0
Finance and insurance	762	761	752	765	720	-1	-9	13	-45
Real estate and rental and leasing	658	676	705	724	709	18	29	19	-15
Professional, scientific, and technical services	2,276	2,329	2,352	2,276	2,309	53	23	-76	33
Management of companies and enterprises	100	94	88	84	78	-6	-6	-4	-6
Administrative and support and waste management and remediation services	897	891	906	935	910	-6	15	29	-25
Educational services	198	204	209	224	215	6	5	15	-9
Health care and social assistance	1,458	1,452	1,472	1,531	1,566	-6	20	59	35
Arts, entertainment, and recreation	279	269	297	300	315	-10	28	3	15
Accommodation and food services	1,292	1,276	1,295	1,302	1,325	-16	19	7	23
Other services (except public administration)	1,400	1,401	1,422	1,475	1,516	1	21	53	41
Industries not classified	17	26	20	15	13	9	-6	-5	-2
Total for All Sectors	14,382	14,405	14,547	14,645	14,718	23	142	98	73

* 2022 Mining, quarrying, and oil and gas extraction data was not disclosed; data shown was calculated from total

Source: US Census Bureau, 2019-2023 County Business Patterns

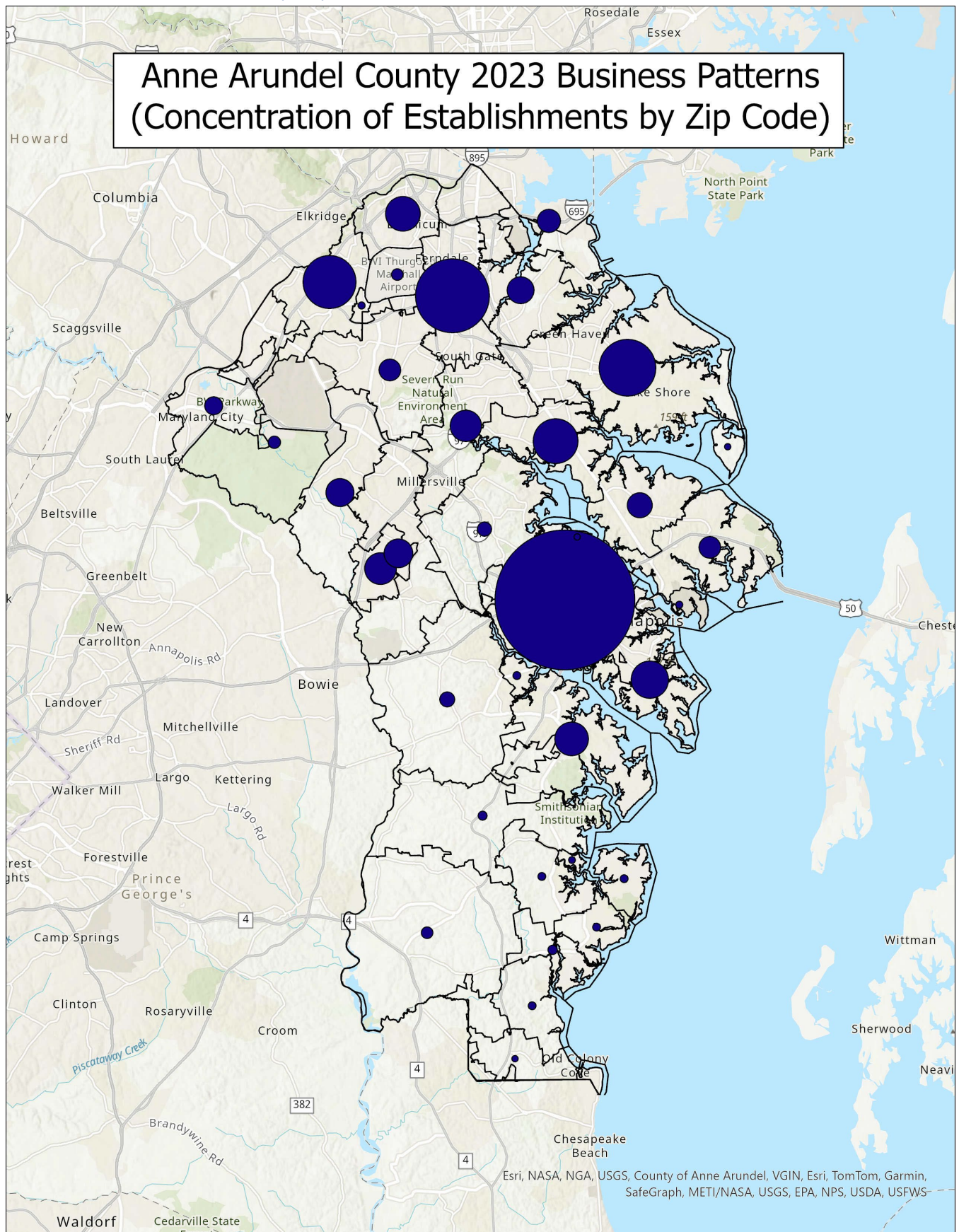
Anne Arundel County Number of Employees

NAICS Industry Sectors	2019	2020	2021	2022	2023	2019-2020 (+/-)	2020-2021 (+/-)	2021-2022 (+/-)	2022-2023 (+/-)
Agriculture, forestry, fishing and hunting	50	41	47	39	59	-9	6	-8	20
Mining, quarrying, and oil and gas extraction*	0	46	18	5	5	46	-28	-13	0
Utilities	637	604	638	682	790	-33	34	44	108
Construction	18,652	19,466	19,558	20,823	20,912	814	92	1,265	89
Manufacturing	11,326	12,017	13,542	15,600	15,859	691	1,525	2,058	259
Wholesale trade	10,361	9,492	8,546	9,198	8,897	-869	-946	652	-301
Retail trade	32,817	32,806	30,817	32,162	31,070	-11	-1,989	1,345	1,092
Transportation and warehousing	15,171	18,217	15,603	16,306	18,699	3,046	-2,614	703	2,393
Information	4,414	4,183	3,227	3,233	3,271	-231	-956	6	38
Finance and insurance	6,537	7,010	7,432	7,504	6,615	473	422	72	-889
Real estate and rental and leasing	4,089	4,018	3,629	3,942	4,332	-71	-389	313	390
Professional, scientific, and technical services	34,897	36,000	38,013	29,745	30,528	1,103	2,013	-	783
Management of companies and enterprises	5,877	4,274	3,842	3,945	4,073	-	-432	103	128
Administrative and support and waste management and remediation services	20,301	18,895	18,699	19,118	18,751	-	-196	419	-367
Educational services	3,796	3,735	3,381	3,738	3,976	-61	-354	357	238
Health care and social assistance	29,866	29,478	27,355	29,410	30,030	-388	-2,123	2,055	620
Arts, entertainment, and recreation	4,552	4,708	3,761	4,498	4,526	156	-947	737	28
Accommodation and food services	31,972	30,944	25,809	29,595	32,136	-	-5,135	3,786	2,541
Other services (except public administration)	11,731	11,295	10,094	10,773	11,083	-436	-1,201	679	310
Industries not classified	10	36	63	68	52	26	27	5	-16
Total for All Sectors	247,074	247,265	234,074	240,384	245,664	191	-	6,310	5,280

* 2022 data for this industry was not disclosed, data was calculated from total

Source: US Census Bureau, 2019-2023 County Business Patterns

Business Concentration by Zip Code



Number of Establishments & Employees by Town (Zip Code)

Town/City	Number of Establishments	Number of Employees
Annapolis	3,879	54,900
Arnold	404	3,428
Baltimore BWI	118	10,902
Churchton	38	260
Crofton	558	8,899
Crownsville	170	1,475
Davidsonville	206	1,967
Deale	82	670
Edgewater	602	5,522
Fort George G		
Meade	117	2,641
Friendship	10	40
Galesville	16	202
Gambrills	529	8,593
Gibson Island	6	133
Glen Burnie	1,871	31,739
Hanover	1,028	33,304
Harmans	23	1,107
Harwood	74	630
Laurel	256	3,745
Linthicum Heights	554	25,070
Lothian	123	1,236
Mayo	5	52
Millersville	558	6,647
Odenton	506	6,845
Pasadena	1,084	10,845
Riva	48	253
Severn	344	4,418
Severna Park	851	8,579
Shady Side	44	164
Tracys Landing	40	322
West River	44	373
Grand Total	14,188	234,961

Source: US Census Bureau, 2023 County Business Patterns, Zip Code Level, Anne Arundel County

Note: Does not include zip codes that cross county boundaries (examples: 20794 Jessup, 20226 Baltimore, & 21225 Brooklyn Park; omits 530 establishments and 10,703 employees county-wide)

Number of Establishments by Industry per Town/City

Town/City (Zip Code)	Number of Establishments
Annapolis (21401/21402/21403/21405/21409)	3,846
Accommodation and food services	321
Administrative and support and waste management and remediation services	188
Arts, entertainment, and recreation	96
Construction	280
Educational services	60
Finance and insurance	275
Health care and social assistance	450
Information	69
Management of companies and enterprises	17
Manufacturing	43
Other services (except public administration)	379
Professional, scientific, and technical services	729
Real estate and rental and leasing	204
Retail trade	548
Transportation and warehousing	56
Utilities	10
Wholesale trade	121
Arnold (21012)	402
Accommodation and food services	33
Administrative and support and waste management and remediation services	33
Arts, entertainment, and recreation	9
Construction	52
Educational services	10
Finance and insurance	18
Health care and social assistance	73
Information	11
Manufacturing	5
Other services (except public administration)	28
Professional, scientific, and technical services	52
Real estate and rental and leasing	30
Retail trade	33
Wholesale trade	15
Baltimore BWI (21240)	116
Accommodation and food services	36
Administrative and support and waste management and remediation services	6
Finance and insurance	4
Information	3
Other services (except public administration)	7
Professional, scientific, and technical services	5
Real estate and rental and leasing	3
Retail trade	14
Transportation and warehousing	35
Wholesale trade	3

Churchton (20733)	34
Accommodation and food services	4
Construction	8
Finance and insurance	3
Health care and social assistance	4
Other services (except public administration)	3
Professional, scientific, and technical services	8
Retail trade	4
Crofton (21114)	556
Accommodation and food services	24
Administrative and support and waste management and remediation services	38
Arts, entertainment, and recreation	16
Construction	90
Educational services	10
Finance and insurance	38
Health care and social assistance	60
Information	5
Manufacturing	13
Other services (except public administration)	53
Professional, scientific, and technical services	97
Real estate and rental and leasing	30
Retail trade	46
Transportation and warehousing	8
Wholesale trade	28
Crownsville (21032)	165
Accommodation and food services	6
Administrative and support and waste management and remediation services	11
Arts, entertainment, and recreation	8
Construction	24
Educational services	4
Finance and insurance	8
Health care and social assistance	19
Information	4
Other services (except public administration)	30
Professional, scientific, and technical services	30
Real estate and rental and leasing	9
Retail trade	8
Wholesale trade	4
Davidsonville (21035)	203
Accommodation and food services	7
Administrative and support and waste management and remediation services	21
Arts, entertainment, and recreation	4
Construction	58
Finance and insurance	4
Health care and social assistance	11
Information	3
Manufacturing	4

Other services (except public administration)	20
Professional, scientific, and technical services	40
Real estate and rental and leasing	9
Retail trade	10
Transportation and warehousing	5
Wholesale trade	7
Deale (20751)	78
Accommodation and food services	10
Administrative and support and waste management and remediation services	3
Arts, entertainment, and recreation	4
Construction	13
Health care and social assistance	4
Other services (except public administration)	14
Professional, scientific, and technical services	10
Real estate and rental and leasing	6
Retail trade	14
Edgewater (21037)	600
Accommodation and food services	62
Administrative and support and waste management and remediation services	41
Arts, entertainment, and recreation	20
Construction	79
Educational services	6
Finance and insurance	33
Health care and social assistance	52
Information	12
Manufacturing	6
Other services (except public administration)	71
Professional, scientific, and technical services	95
Real estate and rental and leasing	34
Retail trade	69
Transportation and warehousing	6
Wholesale trade	14
Fort George G Meade (20755)	109
Accommodation and food services	19
Administrative and support and waste management and remediation services	6
Finance and insurance	5
Other services (except public administration)	6
Professional, scientific, and technical services	65
Retail trade	8
Friendship (20758)	3
Construction	3
Galesville (20765)	6
Other services (except public administration)	6
Gambrills (21054)	528
Accommodation and food services	76
Administrative and support and waste management and remediation services	19
Arts, entertainment, and recreation	12

Construction	40
Educational services	14
Finance and insurance	23
Health care and social assistance	75
Information	16
Management of companies and enterprises	3
Manufacturing	7
Other services (except public administration)	59
Professional, scientific, and technical services	73
Real estate and rental and leasing	19
Retail trade	77
Transportation and warehousing	4
Wholesale trade	11
Glen Burnie (21060/21061)	1,867
Accommodation and food services	172
Administrative and support and waste management and remediation services	108
Arts, entertainment, and recreation	20
Construction	211
Educational services	17
Finance and insurance	71
Health care and social assistance	270
Information	23
Management of companies and enterprises	10
Manufacturing	34
Other services (except public administration)	226
Professional, scientific, and technical services	176
Real estate and rental and leasing	66
Retail trade	282
Transportation and warehousing	99
Wholesale trade	82
Hanover (21076)	1,026
Accommodation and food services	111
Administrative and support and waste management and remediation services	63
Arts, entertainment, and recreation	13
Construction	60
Educational services	6
Finance and insurance	26
Health care and social assistance	60
Information	22
Management of companies and enterprises	11
Manufacturing	27
Other services (except public administration)	72
Professional, scientific, and technical services	193
Real estate and rental and leasing	45
Retail trade	180
Transportation and warehousing	68
Wholesale trade	69

Harmans (21077)	11
Construction	5
Information	3
Other services (except public administration)	3
Harwood (20776)	63
Administrative and support and waste management and remediation services	12
Construction	24
Health care and social assistance	4
Other services (except public administration)	8
Professional, scientific, and technical services	15
Laurel (20724)	253
Accommodation and food services	29
Administrative and support and waste management and remediation services	16
Arts, entertainment, and recreation	16
Construction	27
Finance and insurance	7
Health care and social assistance	27
Information	4
Manufacturing	4
Other services (except public administration)	22
Professional, scientific, and technical services	33
Real estate and rental and leasing	13
Retail trade	45
Transportation and warehousing	5
Wholesale trade	5
Linthicum Heights (21090)	553
Accommodation and food services	81
Administrative and support and waste management and remediation services	44
Arts, entertainment, and recreation	5
Construction	63
Educational services	5
Finance and insurance	36
Health care and social assistance	44
Information	9
Management of companies and enterprises	24
Manufacturing	13
Other services (except public administration)	37
Professional, scientific, and technical services	71
Real estate and rental and leasing	20
Retail trade	35
Transportation and warehousing	26
Wholesale trade	40
Lothian (20711)	117
Accommodation and food services	5
Administrative and support and waste management and remediation services	17
Agriculture, forestry, fishing and hunting	3
Construction	39

Other services (except public administration)	17
Professional, scientific, and technical services	6
Real estate and rental and leasing	5
Retail trade	14
Transportation and warehousing	4
Wholesale trade	7
Millersville (21108)	556
Accommodation and food services	30
Administrative and support and waste management and remediation services	46
Arts, entertainment, and recreation	10
Construction	68
Educational services	16
Finance and insurance	26
Health care and social assistance	53
Information	5
Manufacturing	10
Other services (except public administration)	60
Professional, scientific, and technical services	90
Real estate and rental and leasing	40
Retail trade	51
Transportation and warehousing	11
Wholesale trade	40
Odenton (21113)	503
Accommodation and food services	48
Administrative and support and waste management and remediation services	27
Arts, entertainment, and recreation	9
Construction	55
Educational services	11
Finance and insurance	19
Health care and social assistance	61
Information	11
Management of companies and enterprises	3
Manufacturing	10
Other services (except public administration)	49
Professional, scientific, and technical services	84
Real estate and rental and leasing	33
Retail trade	44
Transportation and warehousing	20
Wholesale trade	19
Pasadena (21122)	1,082
Accommodation and food services	93
Administrative and support and waste management and remediation services	81
Arts, entertainment, and recreation	27
Construction	234
Educational services	12
Finance and insurance	37
Health care and social assistance	110

Information	7
Manufacturing	9
Other services (except public administration)	122
Professional, scientific, and technical services	104
Real estate and rental and leasing	46
Retail trade	138
Transportation and warehousing	40
Wholesale trade	22
Riva (21140)	40
Administrative and support and waste management and remediation services	6
Construction	10
Health care and social assistance	5
Professional, scientific, and technical services	9
Real estate and rental and leasing	7
Wholesale trade	3
Severn (21144)	343
Accommodation and food services	20
Administrative and support and waste management and remediation services	34
Arts, entertainment, and recreation	7
Construction	67
Educational services	8
Finance and insurance	6
Health care and social assistance	15
Information	3
Manufacturing	9
Other services (except public administration)	52
Professional, scientific, and technical services	53
Real estate and rental and leasing	9
Retail trade	32
Transportation and warehousing	17
Wholesale trade	11
Severna Park (21046)	847
Accommodation and food services	68
Administrative and support and waste management and remediation services	33
Arts, entertainment, and recreation	22
Construction	76
Educational services	24
Finance and insurance	66
Health care and social assistance	121
Information	12
Manufacturing	8
Other services (except public administration)	84
Professional, scientific, and technical services	161
Real estate and rental and leasing	53
Retail trade	90
Transportation and warehousing	8
Wholesale trade	21

Shady Side (20764)	34
Accommodation and food services	4
Administrative and support and waste management and remediation services	3
Construction	8
Other services (except public administration)	11
Professional, scientific, and technical services	4
Retail trade	4
Tracys Landing (20779)	30
Administrative and support and waste management and remediation services	3
Arts, entertainment, and recreation	4
Construction	8
Other services (except public administration)	8
Professional, scientific, and technical services	3
Retail trade	4
West River (20778)	33
Administrative and support and waste management and remediation services	6
Construction	9
Health care and social assistance	8
Other services (except public administration)	4
Professional, scientific, and technical services	6
Grand Total	14,004

Source: US Census Bureau, 2023 County Business Patterns, Zip Code Level, Anne Arundel County

Note: Does not include zip codes that cross county boundaries (examples: 20794 Jessup, 20226 Baltimore, & 21225 Brooklyn Park; omits 530 establishments and 10,703 employees county-wide)

Sincere efforts have been made to ensure the accuracy of the information contained in this report, but accuracy cannot be guaranteed. All materials are available in alternative formats upon request.

Questions? Contact AAEDC Director of Research & Program Development
Jonathan Boniface at jboniface@aaedc.org