



# Anne Arundel County Business Patterns 2020

June 15, 2022

Anne Arundel Economic Development Corporation

2660 Riva Road

Annapolis, MD 21401

## Executive Summary

In May of 2022, the U.S. Census Bureau released its annual County Business Patterns (CBP) zip code-level by industry economic data. This data series covers most North American Industry Classification System (NAICS) industries (with employees), excluding only agriculture (crop and animal production), rail transportation, Postal Service, sole-proprietorships, public administration, and most establishments reporting government employees. The full release of this data is made available approximately 16 months after the reference year, the most recent of which is 2020. Establishment and employment numbers are from the week of March 12<sup>th</sup> of 2020, just before the impacts of the COVID-19 pandemic began.

For this report, Anne Arundel Economic Development Corporation (AAEDC) presented the Census Bureau's establishment numbers by the number of employees and by NAICS industry sectors for Anne Arundel County as a whole. We then looked at the five-year trend for both the number of establishments and the number of employees per industry sector.

Next, we used the zip code-level CBP data to analyze the concentrations of establishments and employees by towns in the County (based on 5-digit Zip Codes) and then presented a breakdown of the number of establishments by industry for each of those towns. Because employment by industry was not available at the zip code-level, establishment and employee data for those zip codes that cross county boundaries were not included in the zip code-level data sets but were included in the countywide numbers.

Broadly, this CBP data is useful for benchmarking and studying the change over time in the number of establishments and employees in a given industry within Anne Arundel County. From a practical standpoint, it is useful to businesses for examining markets and by government for analyzing economic changes over time for administration and planning purposes. At the state and local government level, this data can be used to assess small areas and aid in the development of fiscal policies as well as planning for the future. Noise infusion is added by the Census Bureau to prevent individual businesses from being identified.

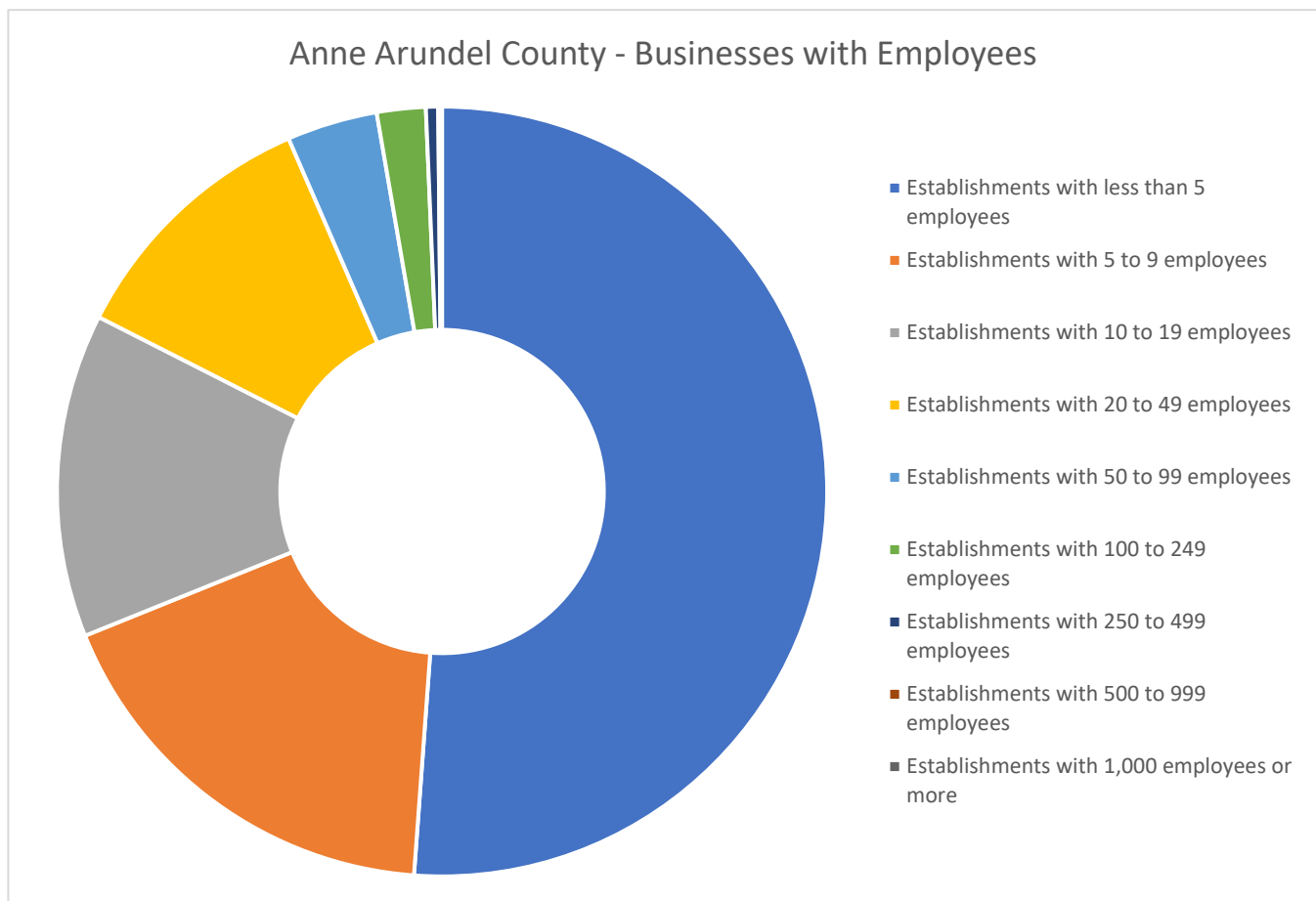
Examining the data the County Business Patterns provides for Anne Arundel County, most businesses with employees are small businesses. There are 11,882 establishments with fewer than 20 employees, accounting for 82% of the total employer establishments in the county. The number of establishments with fewer than 50 employees accounts for 93% of the total employer establishments. In addition, the most recent release of non-employer business data puts the number of businesses without employees (such as sole proprietors) at 44,895. Overall, 95.8% of all businesses in Anne Arundel County are small businesses with fewer than 20 employees.

The top three sectors by number of employer establishments in Anne Arundel County are Professional, Scientific, and Technical Services; Retail Trade; and Construction, whereas the top three sectors by employment are Professional, Scientific, and Technical Services; Retail Trade; and Accommodation and Food Services. Examining the last five years of data available (2016-2020), we have seen continued growth in the total number of employer establishments in Anne Arundel County-- recent losses in the Retail Trade, Manufacturing, and Accommodation and Food Services sectors have been counter-balanced by growth in the Professional, Scientific, and Technical Services; Transportation and Warehousing; and Real Estate and Rental and Leasing sectors. That said, growth in total employment for all sectors combined has slowed rapidly in the five years covered in this report.

Annapolis, Glen Burnie, and Pasadena are the top three concentrations of employer establishments in Anne Arundel County.

## Anne Arundel County Business Statistics

	Number of Establishments	Number of Employees
All establishments	14,405	247,265
Establishments with less than 5 employees	7,370	
Establishments with 5 to 9 employees	2,553	
Establishments with 10 to 19 employees	1,959	
Establishments with 20 to 49 employees	1,583	
Establishments with 50 to 99 employees	548	
Establishments with 100 to 249 employees	295	
Establishments with 250 to 499 employees	74	
Establishments with 500 to 999 employees	12	
Establishments with 1,000 employees or more	11	



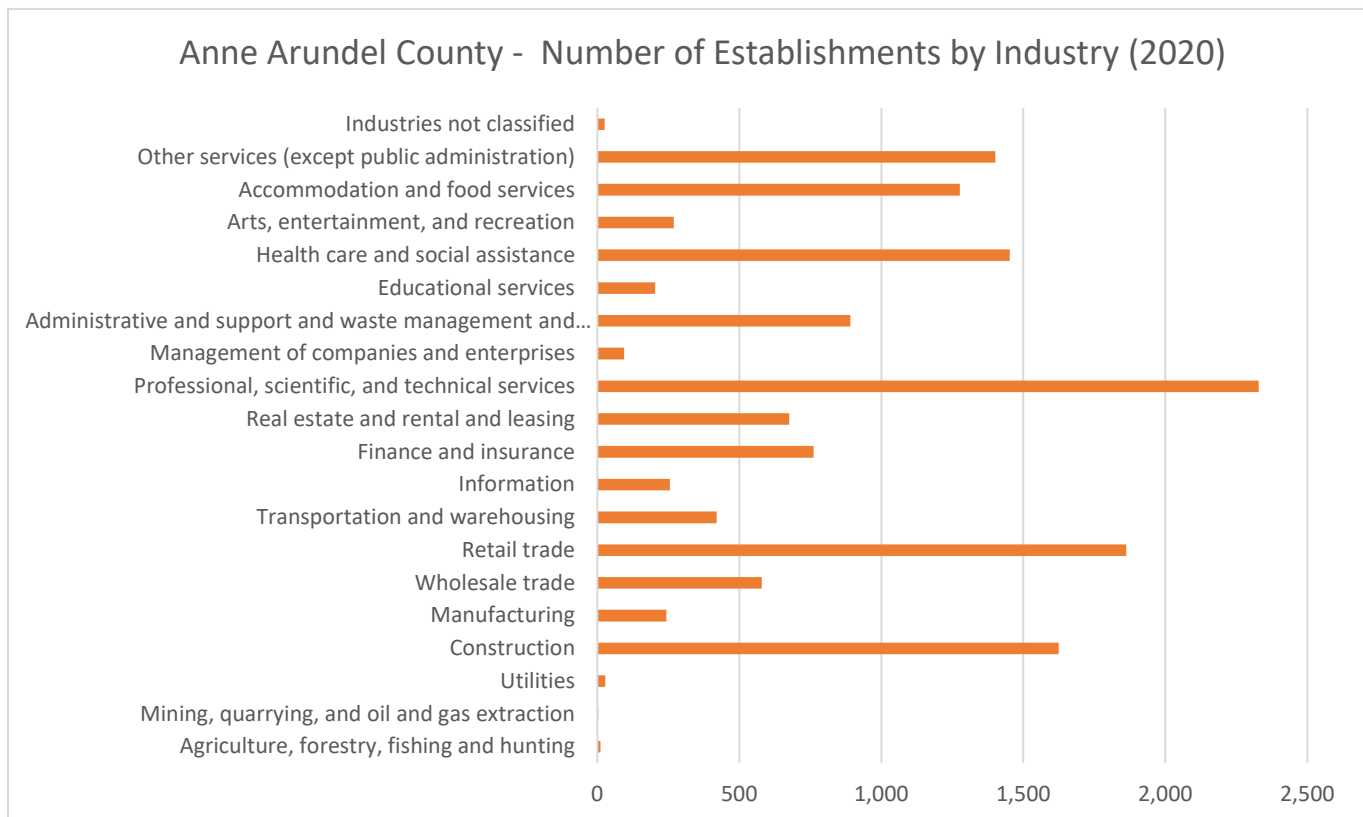
Non-Employer Establishments	44,895
-----------------------------	--------

<b>Total Number of Businesses</b>	<b>59,300</b>
-----------------------------------	---------------

Source: US Census Bureau, 2020 County Business Patterns; 2018 Nonemployer Statistics (NES)

## Anne Arundel County Business Statistics by Industry

	Number of Establishments	Number of Employees
Agriculture, forestry, fishing and hunting	11	41
Mining, quarrying, and oil and gas extraction	3	46
Utilities	28	604
Construction	1,624	19,466
Manufacturing	243	12,017
Wholesale trade	579	9,492
Retail trade	1,862	32,806
Transportation and warehousing	420	18,217
Information	256	4,183
Finance and insurance	761	7,010
Real estate and rental and leasing	676	4,018
Professional, scientific, and technical services	2,329	36,000
Management of companies and enterprises	94	4,274
Administrative and support and waste management and remediation services	891	18,895
Educational services	204	3,735
Health care and social assistance	1,452	29,478
Arts, entertainment, and recreation	269	4,708
Accommodation and food services	1,276	30,944
Other services (except public administration)	1,401	11,295
Industries not classified	26	36



Source: US Census Bureau, 2020 County Business Patterns

## Anne Arundel County Number of Establishments (5-Year)

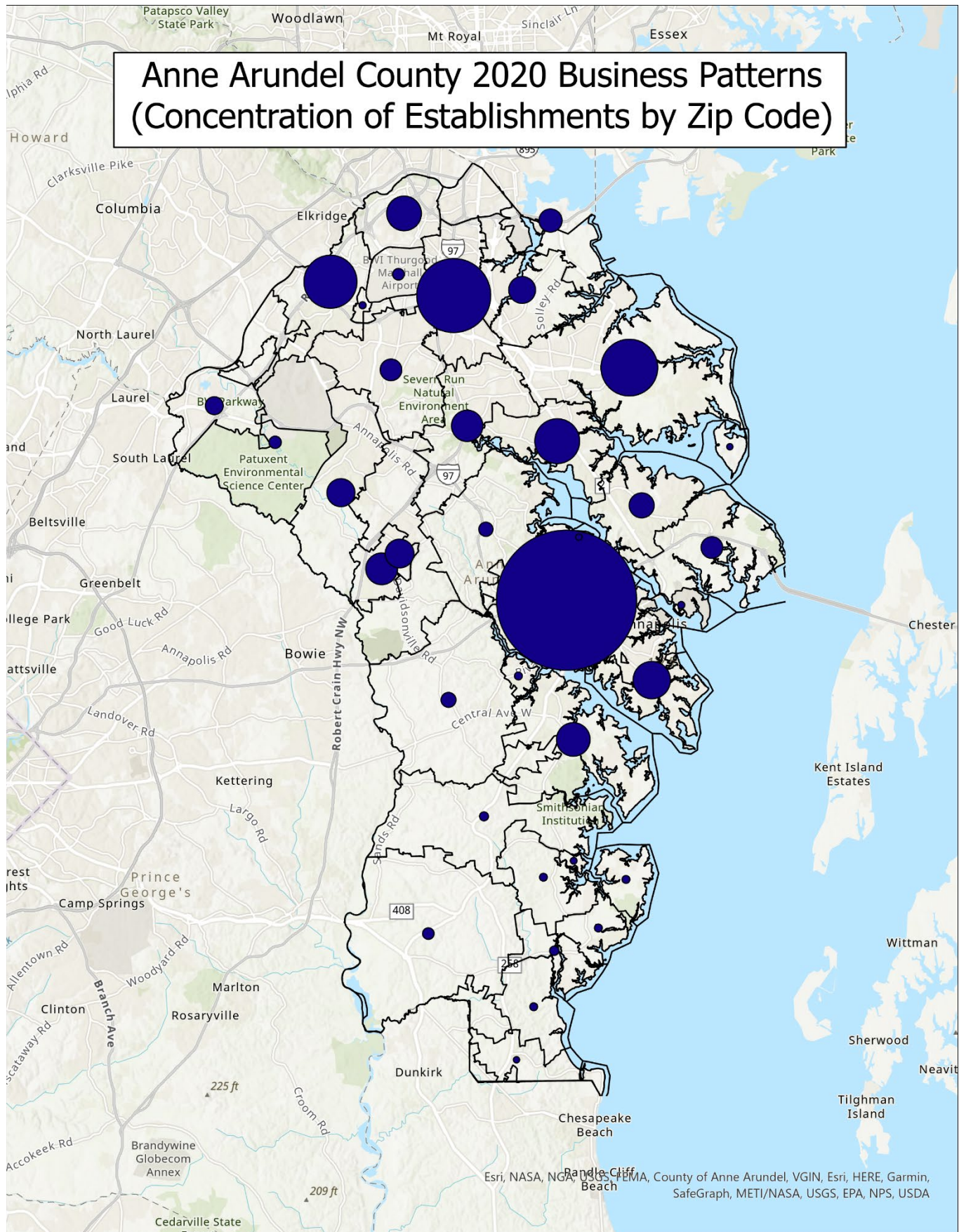
NAICS Industry Sectors	2016	2017	2018	2019	2020	2016-2017 (+/-)	2017-2018 (+/-)	2018-2019 (+/-)	2019-2020 (+/-)
<b>Agriculture, forestry, fishing and hunting</b>	13	12	12	12	11	-1	0	0	-1
<b>Mining, quarrying, and oil and gas extraction</b>	4	3	3	0	3	-1	0	-3	3
<b>Utilities</b>	12	12	24	24	28	0	12	0	4
<b>Construction</b>	1,598	1,631	1,617	1,626	1,624	33	-14	9	-2
<b>Manufacturing</b>	248	241	244	254	243	-7	3	10	-11
<b>Wholesale trade</b>	609	585	579	575	579	-24	-6	-4	4
<b>Retail trade</b>	1,984	1,955	1,888	1,897	1,862	-29	-67	9	-35
<b>Transportation and warehousing</b>	386	390	391	400	420	4	1	9	20
<b>Information</b>	239	254	262	255	256	15	8	-7	1
<b>Finance and insurance</b>	753	766	774	762	761	13	8	-12	-1
<b>Real estate and rental and leasing</b>	615	626	643	658	676	11	17	15	18
<b>Professional, scientific, and technical services</b>	2,296	2,299	2,315	2,276	2,329	3	16	-39	53
<b>Management of companies and enterprises</b>	103	108	101	100	94	5	-7	-1	-6
<b>Administrative and support and waste management and remediation services</b>	858	891	905	897	891	33	14	-8	-6
<b>Educational services</b>	191	187	185	198	204	-4	-2	13	6
<b>Health care and social assistance</b>	1,383	1,397	1,449	1,458	1,452	14	52	9	-6
<b>Arts, entertainment, and recreation</b>	250	264	274	279	269	14	10	5	-10
<b>Accommodation and food services</b>	1,226	1,280	1,286	1,292	1,276	54	6	6	-16
<b>Other services (except public administration)</b>	1,399	1,421	1,399	1,400	1,401	22	-22	1	1
<b>Industries not classified</b>	24	16	16	17	26	-8	0	1	9
<b>Total for All Sectors</b>	14,191	14,338	14,367	14,382	14,405	147	29	15	23

## Anne Arundel County Number of Employees (5-Year)

NAICS Industry Sectors	2016	2017	2018	2019	2020	2016-2017 (+/-)	2017-2018 (+/-)	2018-2019 (+/-)	2019-2020 (+/-)
Agriculture, forestry, fishing and hunting	40	40	35	50	41	0	-5	15	-9
Mining, quarrying, and oil and gas extraction*	15	20	16	0	46	5	-4	-16	46
Utilities	539	541	557	637	604	2	16	80	-33
Construction	17,346	17,769	18,264	18,652	19,466	423	495	388	814
Manufacturing	12,005	12,039	12,354	11,326	12,017	34	315	-1,028	691
Wholesale trade	9,840	10,114	10,390	10,361	9,492	274	276	-29	-869
Retail trade	34,173	33,641	33,151	32,817	32,806	-532	-490	-334	-11
Transportation and warehousing	12,041	13,263	13,820	15,171	18,217	1,222	557	1,351	3,046
Information	4,737	4,418	4,534	4,414	4,183	-319	116	-120	-231
Finance and insurance	6,310	6,353	6,559	6,537	7,010	43	206	-22	473
Real estate and rental and leasing	4,296	4,253	4,167	4,089	4,018	-43	-86	-78	-71
Professional, scientific, and technical services	34,208	34,151	35,242	34,897	36,000	-57	1,091	-345	1,103
Management of companies and enterprises	4,306	4,823	5,221	5,877	4,274	517	398	656	-1,603
Administrative and support and waste management and remediation services	17,632	19,675	21,009	20,301	18,895	2,043	1,334	-708	-1,406
Educational services	3,756	3,366	3,501	3,796	3,735	-390	135	295	-61
Health care and social assistance	27,939	29,160	28,687	29,866	29,478	1,221	-473	1,179	-388
Arts, entertainment, and recreation	3,794	3,859	4,352	4,552	4,708	65	493	200	156
Accommodation and food services	32,525	33,314	32,948	31,972	30,944	789	-366	-976	-1,028
Other services (except public administration)	11,335	11,732	11,559	11,731	11,295	397	-173	172	-436
Industries not classified	42	17	9	10	36	-25	-8	1	26
<b>Total for All Sectors</b>	<b>236,879</b>	<b>242,551</b>	<b>246,375</b>	<b>247,074</b>	<b>247,265</b>	<b>5,672</b>	<b>3,824</b>	<b>699</b>	<b>191</b>



## Business Concentration by Zip Code



## Number of Establishments & Employees by Town (Zip Code)

Town/City & Zip Code	Number of Establishments	Number of Employees
Annapolis	3,815	53,386
Arnold	399	3,514
Baltimore	122	13,767
Churchton	41	209
Crofton	541	9,510
Crownsville	173	1,356
Curtis Bay	363	9,943
Davidsonville	191	1,606
Deale	76	570
Edgewater	576	5,640
Fort George G Meade	137	2,481
Friendship	10	32
Galesville	19	197
Gambrills	478	7,682
Gibson Island	8	159
Glen Burnie	1,856	33,374
Hanover	984	33,051
Harmans	25	638
Harwood	65	640
Laurel	255	3,526
Linthicum Heights	599	26,287
Lothian	122	1,267
Millersville	532	6,431
Odenton	460	6,305
Pasadena	1,062	10,332
Riva	44	237
Severn	328	4,415
Severna Park	809	8,394
Shady Side	44	176
Tracys Landing	39	327
West River	43	329
<b>Grand Total</b>	<b>14,216</b>	<b>245,781</b>

Source: US Census Bureau, 2020 County Business Patterns, Zip Code Level, Anne Arundel County

Note: Does not include zip codes that cross county boundaries (examples: 20794 Jessup & 21225 Brooklyn Park; omits 189 establishments county-wide)



## Number of Establishments by Industry per Town/City

Town/City (Zip Code)	Number of Establishments
<b>Annapolis (21401/21402/21403/21405/21409)</b>	<b>3,792</b>
Accommodation and food services	313
Administrative and support and waste management and remediation services	161
Arts, entertainment, and recreation	81
Construction	260
Educational services	51
Finance and insurance	289
Health care and social assistance	423
Industries not classified	3
Information	76
Management of companies and enterprises	24
Manufacturing	57
Other services (except public administration)	368
Professional, scientific, and technical services	718
Real estate and rental and leasing	186
Retail trade	562
Transportation and warehousing	57
Utilities	9
Wholesale trade	154
<b>Arnold (21012)</b>	<b>397</b>
Accommodation and food services	26
Administrative and support and waste management and remediation services	32
Arts, entertainment, and recreation	13
Construction	53
Educational services	10
Finance and insurance	27
Health care and social assistance	65
Information	6
Manufacturing	5
Other services (except public administration)	28
Professional, scientific, and technical services	61
Real estate and rental and leasing	24
Retail trade	34
Transportation and warehousing	3
Wholesale trade	10
<b>Baltimore (21240)</b>	<b>119</b>
Accommodation and food services	33
Administrative and support and waste management and remediation services	3
Finance and insurance	5
Information	3
Other services (except public administration)	7
Professional, scientific, and technical services	19

Real estate and rental and leasing	3
Retail trade	21
Transportation and warehousing	25
<b>Churchton (20733)</b>	<b>33</b>
Accommodation and food services	3
Construction	9
Finance and insurance	4
Other services (except public administration)	5
Professional, scientific, and technical services	8
Retail trade	4
<b>Crofton (21114)</b>	<b>536</b>
Accommodation and food services	25
Administrative and support and waste management and remediation services	41
Arts, entertainment, and recreation	13
Construction	79
Educational services	10
Finance and insurance	33
Health care and social assistance	63
Information	4
Manufacturing	14
Other services (except public administration)	41
Professional, scientific, and technical services	108
Real estate and rental and leasing	30
Retail trade	44
Transportation and warehousing	8
Wholesale trade	23
<b>Crownsville (21032)</b>	<b>165</b>
Accommodation and food services	9
Administrative and support and waste management and remediation services	14
Arts, entertainment, and recreation	5
Construction	23
Finance and insurance	9
Health care and social assistance	19
Manufacturing	5
Other services (except public administration)	21
Professional, scientific, and technical services	36
Real estate and rental and leasing	10
Retail trade	8
Wholesale trade	6
<b>Curtis Bay (21226)</b>	<b>356</b>
Accommodation and food services	18
Administrative and support and waste management and remediation services	39
Construction	62
Health care and social assistance	3
Manufacturing	32
Other services (except public administration)	38
Professional, scientific, and technical services	19

Real estate and rental and leasing	12
Retail trade	29
Transportation and warehousing	48
Utilities	12
Wholesale trade	44
<b>Davidsonville (21035)</b>	<b>186</b>
Accommodation and food services	4
Administrative and support and waste management and remediation services	23
Arts, entertainment, and recreation	4
Construction	53
Finance and insurance	4
Health care and social assistance	11
Manufacturing	5
Other services (except public administration)	18
Professional, scientific, and technical services	27
Real estate and rental and leasing	14
Retail trade	9
Transportation and warehousing	6
Wholesale trade	8
<b>Deale (20751)</b>	<b>67</b>
Accommodation and food services	9
Arts, entertainment, and recreation	5
Construction	9
Health care and social assistance	5
Other services (except public administration)	11
Professional, scientific, and technical services	11
Real estate and rental and leasing	5
Retail trade	12
<b>Edgewater (21037)</b>	<b>573</b>
Accommodation and food services	56
Administrative and support and waste management and remediation services	39
Arts, entertainment, and recreation	16
Construction	77
Educational services	7
Finance and insurance	36
Health care and social assistance	43
Information	7
Manufacturing	6
Other services (except public administration)	69
Professional, scientific, and technical services	93
Real estate and rental and leasing	30
Retail trade	72
Transportation and warehousing	8
Wholesale trade	14
<b>Fort George G Meade (20755)</b>	<b>130</b>
Accommodation and food services	17
Administrative and support and waste management and remediation services	9

Finance and insurance	8
Health care and social assistance	3
Other services (except public administration)	8
Professional, scientific, and technical services	80
Retail trade	5
<b>Galesville (20765)</b>	<b>10</b>
Arts, entertainment, and recreation	3
Other services (except public administration)	7
<b>Gambrills (21054)</b>	<b>478</b>
Accommodation and food services	64
Administrative and support and waste management and remediation services	16
Arts, entertainment, and recreation	9
Construction	43
Educational services	14
Finance and insurance	20
Health care and social assistance	68
Information	11
Management of companies and enterprises	3
Manufacturing	3
Other services (except public administration)	44
Professional, scientific, and technical services	62
Real estate and rental and leasing	20
Retail trade	83
Transportation and warehousing	8
Wholesale trade	10
<b>Glen Burnie (21060/21061)</b>	<b>1,854</b>
Accommodation and food services	190
Administrative and support and waste management and remediation services	98
Arts, entertainment, and recreation	16
Construction	194
Educational services	18
Finance and insurance	76
Health care and social assistance	248
Information	31
Management of companies and enterprises	12
Manufacturing	35
Other services (except public administration)	202
Professional, scientific, and technical services	187
Real estate and rental and leasing	65
Retail trade	316
Transportation and warehousing	89
Wholesale trade	77
<b>Hanover (21076)</b>	<b>984</b>
Accommodation and food services	105
Administrative and support and waste management and remediation services	79
Arts, entertainment, and recreation	11
Construction	49

Educational services	5
Finance and insurance	22
Health care and social assistance	50
Information	32
Management of companies and enterprises	16
Manufacturing	21
Other services (except public administration)	64
Professional, scientific, and technical services	174
Real estate and rental and leasing	39
Retail trade	182
Transportation and warehousing	65
Wholesale trade	70
<b>Harmans (21077)</b>	<b>19</b>
Construction	7
Information	3
Real estate and rental and leasing	3
Transportation and warehousing	3
Wholesale trade	3
<b>Harwood (20776)</b>	<b>52</b>
Administrative and support and waste management and remediation services	13
Construction	22
Other services (except public administration)	6
Professional, scientific, and technical services	8
Transportation and warehousing	3
<b>Laurel (20724)</b>	<b>246</b>
Accommodation and food services	22
Administrative and support and waste management and remediation services	20
Arts, entertainment, and recreation	11
Construction	33
Finance and insurance	5
Health care and social assistance	24
Other services (except public administration)	31
Professional, scientific, and technical services	33
Real estate and rental and leasing	10
Retail trade	45
Transportation and warehousing	4
Wholesale trade	8
<b>Linthicum Heights (21090)</b>	<b>599</b>
Accommodation and food services	86
Administrative and support and waste management and remediation services	48
Arts, entertainment, and recreation	8
Construction	60
Educational services	9
Finance and insurance	44
Health care and social assistance	44
Information	13
Management of companies and enterprises	22

Manufacturing	13
Other services (except public administration)	33
Professional, scientific, and technical services	95
Real estate and rental and leasing	25
Retail trade	34
Transportation and warehousing	23
Wholesale trade	42
<b>Lothian (20711)</b>	<b>116</b>
Accommodation and food services	5
Administrative and support and waste management and remediation services	18
Construction	35
Finance and insurance	3
Other services (except public administration)	14
Professional, scientific, and technical services	10
Real estate and rental and leasing	5
Retail trade	13
Transportation and warehousing	6
Wholesale trade	7
<b>Millersville (21108)</b>	<b>531</b>
Accommodation and food services	25
Administrative and support and waste management and remediation services	50
Arts, entertainment, and recreation	6
Construction	75
Educational services	14
Finance and insurance	25
Health care and social assistance	46
Information	8
Management of companies and enterprises	5
Manufacturing	10
Other services (except public administration)	49
Professional, scientific, and technical services	90
Real estate and rental and leasing	39
Retail trade	38
Transportation and warehousing	9
Wholesale trade	42
<b>Odenton (21113)</b>	<b>456</b>
Accommodation and food services	49
Administrative and support and waste management and remediation services	24
Arts, entertainment, and recreation	8
Construction	53
Educational services	11
Finance and insurance	21
Health care and social assistance	52
Information	9
Manufacturing	10
Other services (except public administration)	45
Professional, scientific, and technical services	68



Real estate and rental and leasing	32
Retail trade	45
Transportation and warehousing	13
Wholesale trade	16
<b>Pasadena (21122)</b>	<b>1,058</b>
Accommodation and food services	89
Administrative and support and waste management and remediation services	79
Arts, entertainment, and recreation	21
Construction	222
Educational services	12
Finance and insurance	42
Health care and social assistance	111
Information	9
Manufacturing	11
Other services (except public administration)	123
Professional, scientific, and technical services	98
Real estate and rental and leasing	46
Retail trade	138
Transportation and warehousing	34
Wholesale trade	23
<b>Riva (21140)</b>	<b>33</b>
Administrative and support and waste management and remediation services	7
Construction	8
Health care and social assistance	3
Other services (except public administration)	3
Professional, scientific, and technical services	8
Real estate and rental and leasing	4
<b>Severn (21144)</b>	<b>326</b>
Accommodation and food services	20
Administrative and support and waste management and remediation services	34
Arts, entertainment, and recreation	7
Construction	59
Educational services	3
Finance and insurance	6
Health care and social assistance	20
Information	5
Manufacturing	9
Other services (except public administration)	38
Professional, scientific, and technical services	46
Real estate and rental and leasing	17
Retail trade	33
Transportation and warehousing	19
Wholesale trade	10
<b>Severna Park (21146)</b>	<b>804</b>
Accommodation and food services	65
Administrative and support and waste management and remediation services	32
Arts, entertainment, and recreation	16

Construction	76
Educational services	23
Finance and insurance	71
Health care and social assistance	105
Information	16
Manufacturing	9
Other services (except public administration)	80
Professional, scientific, and technical services	150
Real estate and rental and leasing	45
Retail trade	88
Transportation and warehousing	3
Wholesale trade	25
<b>Shady Side (20764)</b>	<b>34</b>
Accommodation and food services	3
Administrative and support and waste management and remediation services	3
Construction	10
Other services (except public administration)	7
Professional, scientific, and technical services	6
Retail trade	5
<b>Tracys Landing (20779)</b>	<b>27</b>
Administrative and support and waste management and remediation services	4
Construction	8
Educational services	3
Other services (except public administration)	6
Retail trade	6
<b>West River (20778)</b>	<b>30</b>
Administrative and support and waste management and remediation services	5
Construction	11
Health care and social assistance	6
Other services (except public administration)	3
Professional, scientific, and technical services	5
<b>Grand Total</b>	<b>14,011</b>

Source: US Census Bureau, 2020 County Business Patterns, Zip Code Level, Anne Arundel County

Note: Does not include zip codes that cross county boundaries (examples: 20794 Jessup & 21225 Brooklyn Park; omits 189 establishments county-wide)

*Sincere efforts have been made to ensure the accuracy of the information contained in this report, but accuracy cannot be guaranteed. All materials are available in alternative formats upon request.*

**Questions?** Contact AAEDC Research Manager Jonathan Boniface at  
[jboniface@aaedc.org](mailto:jboniface@aaedc.org)